Cooperation with Industry

Joint Research with Industry

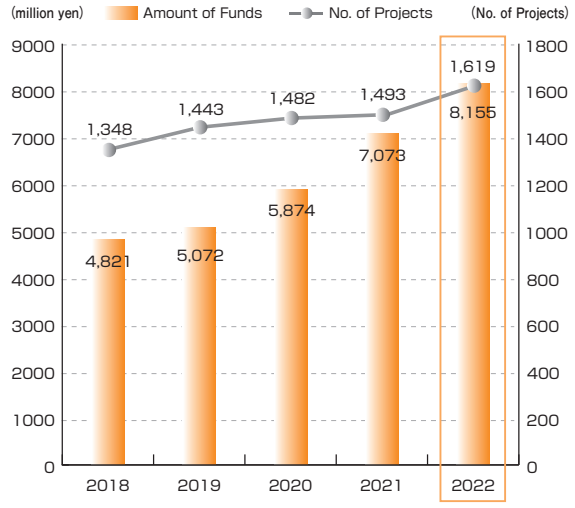

(million yen)

	2018	2019	2020	2021	2022
No. of Projects	1,348	1,443	1,482	1,493	1,619
Amount of Funds	4,821	5,072	5,874	7,073	8,155

Breakdown by No. of Projects (FY2022)

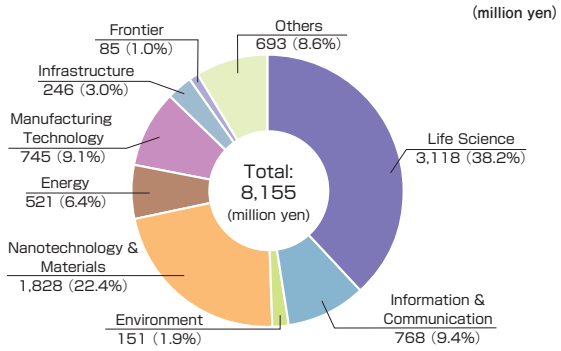

(million yen)

	Breakdown by No. of Projects		Breakdown by Amount of Funds	
Life Science	559	34.5%	3,118	38.2%
Information & Communication	144	8.9%	768	9.4%
Environment	53	3.3%	151	1.9%
Nanotechnology & Materials	360	22.2%	1,828	22.4%
Energy	106	6.5%	521	6.4%
Manufacturing Technology	111	6.9%	745	9.1%
Infrastructure	73	4.5%	246	3.0%
Frontier	32	2.0%	85	1.0%
Others	181	11.2%	693	8.6%
Total	1,619	100.0%	8,155	100.0%

Sponsored Research

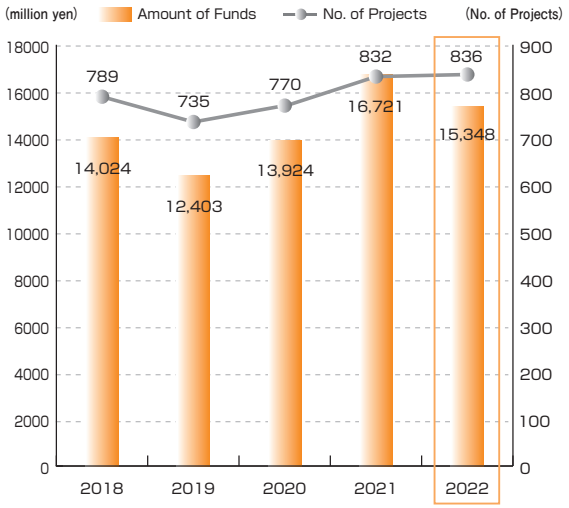

(million yen)

	2018	2019	2020	2021	2022
No. of Projects	789	735	770	832	836
Amount of Funds	14,024	12,403	13,924	16,721	15,348

Breakdown by No. of Projects (FY2022)

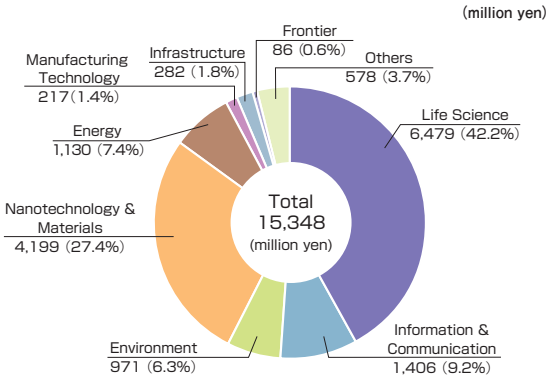

(million yen)

	Breakdown by No. of Projects		Breakdown by Amount of Funds	
Life Science	419	50.1%	6,479	42.2%
Information & Communication	64	7.7%	1,406	9.2%
Environment	50	6.0%	971	6.3%
Nanotechnology & Materials	133	15.9%	4,199	27.4%
Energy	76	9.1%	1,130	7.4%
Manufacturing Technology	14	1.7%	217	1.4%
Infrastructure	27	3.2%	282	1.8%
Frontier	9	1.1%	86	0.6%
Others	44	5.2%	578	3.7%
Total	836	100.0%	15,348	100.0%