Cooperation with Industry

Joint Research with Industry

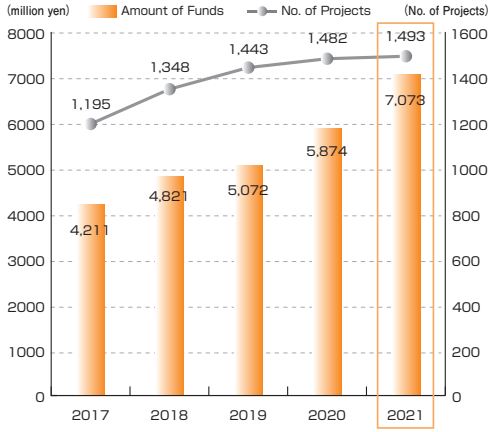

(million yen)

	2017	2018	2019	2020	2021
No. of Projects	1,195	1,348	1,443	1,482	1,493
Amount of Funds	4,211	4,821	5,072	5,874	7,073

Breakdown by No. of Projects (FY2021)

(million yen)

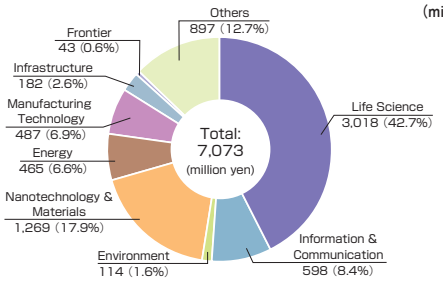

(million yen)

	Breakdown by No. of Projects		Breakdown by Amount of Funds	
Life Science	487	32.6%	3,018	42.7%
Information & Communication	140	9.4%	598	8.4%
Environment	54	3.6%	114	1.6%
Nanotechnology & Materials	386	25.9%	1,269	17.9%
Energy	96	6.4%	465	6.6%
Manufacturing Technology	117	7.8%	487	6.9%
nfrastructure	57	3.8%	182	2.6%
Frontier	23	1.5%	43	0.6%
Others	133	9.0%	897	12.7%
Total	1,493	100.0%	7,073	100.0%

Co-creation Research Center

As of May 1, 2022

The “Co-Creation Research Center” is a collaborative scheme to further promote and develop industry-academia co-creation by establishing a center for planning and implementing co-creation programs, such as joint research and human resource development.

Establishment	Name	Establishment period
2021	Aichi Steel x Tohoku University, Materials & Process for the next-generation Electric Axle Co-Creation Research Institute	Oct 01, 2021 ～ Sep 30, 2024
	Bridgestone x Tohoku Univ. Co-creation Lab	Oct 01, 2021 ～ Sep 01, 2024
	Tohoku Electric Power x Tohoku Univ. Co-creation Research Center	Nov 01, 2021 ～ Mar 31, 2025
	JFE Steel x Tohoku Univ. Collaborative Research Lab for Green Steel	Feb 01, 2022 ～ Mar 01, 2025
	Tohoku Electric Power Engineering & Construction x Tohoku Univ. Co-creation Research Center	Mar 01, 2022 ～ Feb 01, 2025
2022	Toyota Motor East Japan x Tohoku Univ. Co-creation Research Center for Environmentally-Friendly Manufacturing	Apr 01, 2022 ～ Mar 01, 2025
	DOWA x Tohoku Univ. Co-creation Research Center	Apr 01, 2022 ～ Mar 01, 2025
	Pixie Dust Technologies x Tohoku Univ. Co-creation Research Center for Holographic Well-Being	Apr 01, 2022 ～ Mar 01, 2025

Sponsored Research

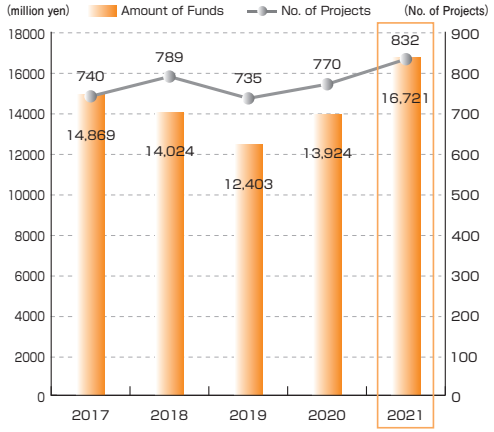

(million yen)

	2017	2018	2019	2020	2021
No. of Projects	740	789	735	770	832
Amount of Funds	14,869	14,024	12,403	13,924	16,721

Breakdown by No. of Projects (FY2021)

(million yen)

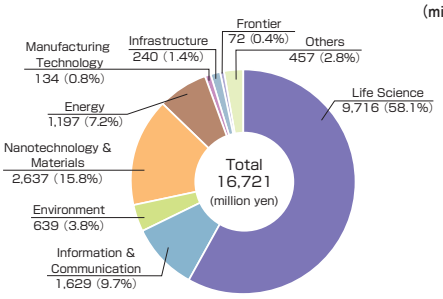

(million yen)

	Breakdown by No. of Projects		Breakdown by Amount of Funds	
Life Science	407	27.3%	9,716	58.1%
Information & Communication	60	4.0%	1,629	9.7%
Environment	51	3.4%	639	3.8%
Nanotechnology & Materials	126	8.4%	2,637	15.8%
Energy	85	5.7%	1,197	7.2%
Manufacturing Technology	10	0.7%	134	0.8%
nfrastructure	33	2.2%	240	1.4%
Frontier	11	0.7%	72	0.4%
Others	49	47.6%	457	2.8%
Total	832	100.0%	16,721	100.0%