

University Personnel

(as of May 1, 2017)

President	Executive Vice Presidents	Auditors	Professors	Associate Professors	Senior Assistant Professors	Assistant Professors	Research Associates	Academic Staff Total	Administrative / Technical Staff	Total
1	7	2	900	733	179	1,170	174	3,156	3,267	6,433

Number of Students

Total Number

(as of May 1, 2017)

Categories	Student Quota	Number of Students	Number of International Students included in counts			Research Students / Special Auditing Students / Special Research Students / Credited Auditors / Undergraduate Preparatory Students / Intensive Japanese Language Program Students	Total
			Japanese Government Scholarships	Private Means	Subtotal		
Undergraduate Students	10,030	11,012	(2,872)	51	161	212	374
Graduate Students (Master's Program / Profession Degree Program)	3,840	4,318	(1,070)	111	639	750	196
Graduate Students (Doctoral Program)	2,612	2,652	(658)	171	450	621	
Subtotal	16,482	17,982	(4,600)	333	1,250	1,583	570
Attached School	40	37	(28)	—	—	—	—
Research Institutes	—	—	—	—	—	—	13
Others	—	—	—	—	—	—	19
Grand Total	16,522	18,019	(4,628)	333	1,250	1,583	602

1. () indicates the number of female students included in counts.

2. "Private Means" include foreign government funds

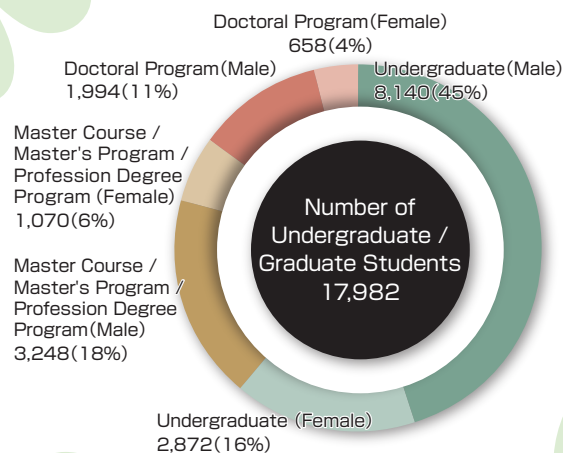
Faculties / Schools

(as of May 1, 2017)

Faculties / Schools	Student Quota	Number of Students			
		Total	Male	Female	International
Arts and Letters	840	965	(486)	[17]	
Education	280	311	(151)	[1]	
Law	640	734	(223)	[4]	
Economics	1,080	1,160	(237)	[9]	
Science	1,296	1,397	(206)	[41]	
Medicine	1,376	1,420	(569)	[3]	
Dentistry	318	322	(148)	[2]	
Pharmaceutical Sciences	360	386	(135)	[3]	
Engineering	3,240	3,650	(447)	[114]	
Agriculture	600	667	(270)	[18]	
Total	10,030	11,012	(2,872)	[212]	

1. () indicates the number of female students included in counts.

2. [] indicates the number of international students included in counts.



Graduate Schools

(as of May 1, 2017)

Graduate Schools	Master's Program / Profession Degree Program				Doctoral Program			
	Student Quota	Number of Students			Student Quota	Number of Students		
Arts and Letters	178	177	(85)	[53]	135	182	(77)	[52]
Education	86	70	(42)	[8]	54	52	(23)	[5]
Law	230	152	(33)	[14]	60	44	(12)	[20]
Economics and Management	180	228	(99)	[164]	60	48	(19)	[24]
Science	524	581	(97)	[55]	390	278	(42)	[78]
Medicine	184	204	(109)	[28]	583	736	(196)	[51]
Dentistry	12	15	(10)	[3]	168	173	(64)	[26]
Pharmaceutical Sciences	108	137	(30)	[13]	70	75	(15)	[8]
Engineering	1,272	1,541	(188)	[158]	522	527	(63)	[178]
Agricultural Sciences	218	277	(117)	[37]	111	95	(28)	[18]
International Cultural Studies	70	78	(50)	[62]	48	60	(35)	[37]
Information Sciences	280	335	(50)	[71]	126	135	(22)	[45]
Life Sciences	212	208	(84)	[14]	141	82	(17)	[17]
Environmental Studies	200	202	(43)	[39]	99	91	(27)	[49]
Biomedical Engineering	62	84	(17)	[11]	30	48	(7)	[11]
Educational Informatics	24	29	(16)	[20]	15	26	(11)	[2]
Total	3,840	4,318	(1,070)	[750]	2,612	2,652	(658)	[621]

1. () indicates the number of female students included in counts. 2. [] indicates the number of international students included in counts.

Attached School

(as of May 1, 2017)

School	Student Quota	Number of Enrollees		Number of Students	
School of Dental Laboratory Technicians	20 x 2 years	19	(15)	37	(28)

() indicates the number of female students included in counts.

Academic Exchange Agreements with Foreign Institutions

University Level Agreements

Total of 213 institutions (as of May 2017)

Australia	4	Austria	2	Belgium	1	Canada	3	China	34	Czechia	1	Finland	4
France	21	Germany	16	India	2	Indonesia	6	Iran	1	Italy	6	Malaysia	1
Mongolia	2	Morocco	1	Netherlands	3	New Zealand	1	Poland	1	Russia	8	Singapore	1
South Africa	2	South Korea	22	Spain	2	Sri Lanka	1	Sweden	5	Switzerland	3	Taiwan	10
Thailand	8	Turkey	1	UK	6	Ukraine	1	USA	28	Venezuela	1	Vietnam	3
International Organization	1												
											Total	213	

Department Level Agreements

Total of 469 institutions, 56 countries and regions (as of May 2017)

Argentina	1	Australia	7	Bangladesh	2	Belarus	1	Belgium	6	Brazil	1	Canada	8
Chile	2	China	89	Croatia	1	Cuba	1	Czechia	6	Denmark	5	Egypt	2
Estonia	1	Finland	5	France	24	Germany	31	Greece	1	Hungary	4	Iceland	1
India	3	Indonesia	19	Iran	1	Italy	21	Kazakhstan	1	Kenya	1	Kuwait	1
Kyrgyzstan	1	Malaysia	2	Mexico	1	Mongolia	5	Nepal	1	Netherlands	9	New Zealand	2
Nigeria	1	Norway	1	Philippines	5	Poland	9	Romania	1	Russia	17	Singapore	5
Slovenia	2	South Africa	2	South Korea	41	Spain	6	Sweden	5	Switzerland	1	Taiwan	36
Thailand	14	UAE	1	UK	14	Ukraine	1	USA	34	Uzbekistan	1	Vietnam	5
											Total	469	

Facilities Worldwide

(as of May 1, 2017)

Overseas Office		Established Date	
Tohoku University China Office		April 20, 2007	
Tohoku University Russia Office (Japanese Inter-University Russia Office)		September 11, 2010	
Tohoku University Russia Office Siberia Branch		September 11, 2010	
Tohoku University Thailand Office		March 14, 2016	
University of Washington-Tohoku University: Academic Open Space (UW-TU: AOS)		April 14, 2017	
Liaison Offices			
Australia	1	China	1
Indonesia	1	Philippines	1
South Korea	2	Sweden	1
USA	2	Vietnam	1
		Total	13

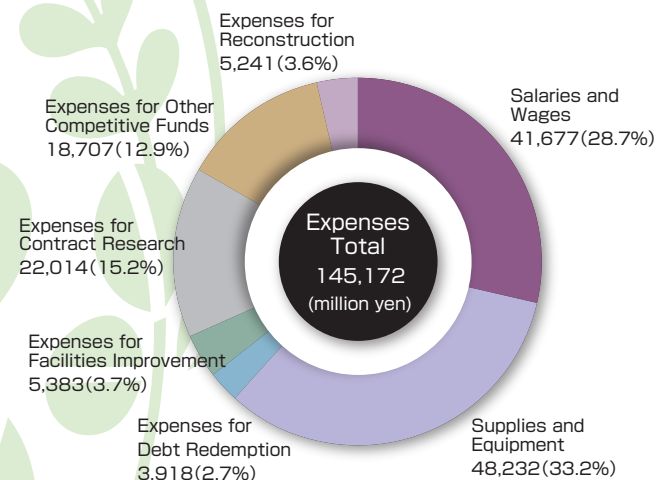
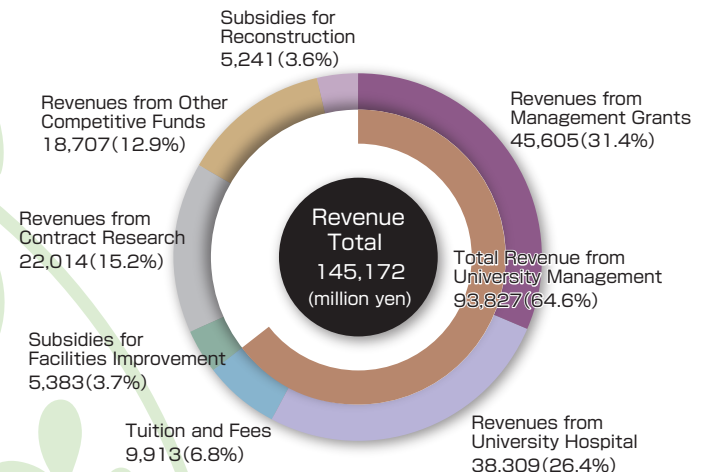
Number of International Students

(as of May 1, 2017)

China	1,043	Mozambique	5	Afghanistan	1
Indonesia	132	UK	5	Lebanon	1
South Korea	131	Cameroon	4	Kuwait	1
Thailand	62	Ethiopia	4	Saudi Arabia	1
Taiwan	57	Morocco	4	Syria	1
Vietnam	49	Bolivia	4	Yemen	1
Malaysia	44	Guatemala	4	Burkina Faso	1
USA	42	Hungary	4	DR Congo	1
France	41	Botswana	3	Eritrea	1
Bangladesh	35	South Africa	3	Malawi	1
Germany	29	Australia	3	Mali	1
India	25	Fiji	3	Sierra Leone	1
Sweden	21	Chile	3	Sudan	1
Philippines	19	Peru	3	Tunisia	1
Russia	15	Belgium	3	Uganda	1
Italy	14	Poland	3	New Zealand	1
Mongolia	13	Spain	3	Argentina	1
Turkey	13	Cambodia	2	Colombia	1
Egypt	12	Myanmar	2	Costa Rica	1
Pakistan	11	Jordan	2	El Salvador	1
Finland	10	Algeria	2	Haiti	1
Nepal	9	Tanzania	2	Nicaragua	1
Singapore	9	Canada	2	Panama	1
Kenya	8	Cuba	2	Bosnia and Herzegovina	1
Brazil	8	Honduras	2	Bulgaria	1
Venezuela	8	Paraguay	2	Greece	1
Iran	7	Armenia	2	Kyrgyzstan	1
Mexico	7	Czechia	2	Latvia	1
Sri Lanka	6	Lithuania	2	Portugal	1
Ghana	6	Slovakia	2	Romania	1
Nigeria	6	Switzerland	2	Uzbekistan	1
Austria	6	Ukraine	2	Total	2,027
Netherlands	6	Laos	1		

Number of Undergraduate / Graduate Students, Research Students, Intensive Japanese Language Program Students and others

FY2016 Financial Summary



Institute for Disaster Reconstruction and Regeneration Research - Eight Projects

International Research Projects on Disaster Science

Project for Environmental Energy

Tohoku Marine Science Project

Regional Industries Restoration Support Project

Project for the Reconstruction of Community Health Care

ICT Reconstruction Project

Radioactive Decontamination Project

Industry-University Collaboration Development Project for Reconstruction