

University Personnel

(as of May 1, 2015)

President	Executive Vice Presidents	Auditors	Professors	Associate Professors	Senior Assistant Professors	Assistant Professors	Research Associates	Academic Staff Total	Administrative / Technical Staff	Total
1	7	2	889	748	170	1,183	194	3,184	3,248	6,442

Number of Students

Total Number

(as of May 1, 2015)

Categories	Student Quota	Number of Students	Number of International Students included in counts			Research Students / Special Auditing Students / Special Research Students / Credited Auditors / Intensive Japanese Language Program
			Japanese Government Scholarships	Private Means	Subtotal	
Undergraduate Students	10,001	11,126 (2,812)	31	151	182	400
Graduate Students (Master's Program / Profession Degree Program)	3,868	4,097 (922)	92	452	544	163
Graduate Students (Doctoral Program)	2,644	2,608 (652)	155	385	540	
Subtotal	16,513	17,831 (4,386)	278	988	1,266	563
Attached School	40	34 (24)	—	—	—	—
Research Institutes	—	—	—	—	—	18
Others	—	—	—	—	—	13
Grand Total	16,553	17,865 (4,410)	278	988	1,266	594

1. () indicates the number of female students included in counts.

2. "Private Means" include foreign government funds

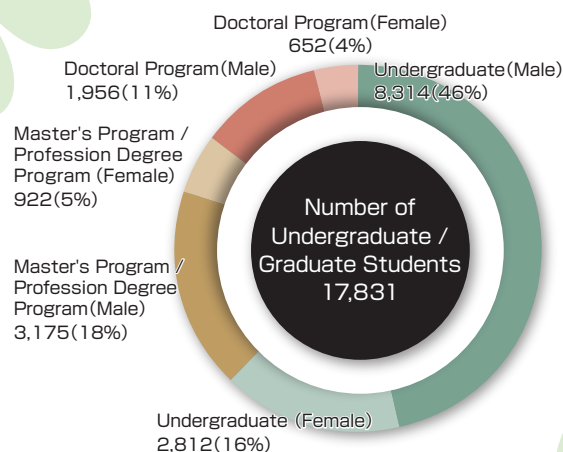
Faculties / Schools

(as of May 1, 2015)

Faculties / Schools	Student Quota	Number of Students			
Arts and Letters	840	977	(502)	[18]	
Education	280	322	(158)	[2]	
Law	640	723	(191)	[0]	
Economics	1,080	1,167	(224)	[9]	
Science	1,296	1,434	(231)	[31]	
Medicine	1,345	1,385	(517)	[3]	
Dentistry	320	326	(130)	[0]	
Pharmaceutical Sciences	360	389	(116)	[2]	
Engineering	3,240	3,738	(458)	[99]	
Agriculture	600	665	(285)	[18]	
Total	10,001	11,126	(2,812)	[182]	

1. () indicates the number of female students included in counts.

2. [] indicates the number of international students included in counts.



Graduate Schools

(as of May 1, 2015)

Graduate Schools	Master's Program / Profession Degree Program				Doctoral Program			
	Student Quota	Number of Students			Student Quota	Number of Students		
Arts and Letters	178	170	(81)	[43]	135	167	(71)	[45]
Education	86	67	(41)	[11]	54	65	(38)	[9]
Law	260	158	(35)	[6]	60	38	(10)	[14]
Economics and Management	180	173	(76)	[108]	60	64	(23)	[34]
Science	524	582	(95)	[55]	390	287	(43)	[60]
Medicine	184	181	(99)	[20]	583	708	(190)	[46]
Dentistry	12	21	(13)	[0]	168	170	(54)	[22]
Pharmaceutical Sciences	108	125	(27)	[9]	70	82	(23)	[6]
Engineering	1,272	1,494	(160)	[123]	522	523	(46)	[158]
Agricultural Sciences	218	262	(99)	[16]	111	102	(34)	[26]
International Cultural Studies	83	70	(45)	[45]	92	63	(41)	[32]
Information Sciences	280	292	(37)	[52]	126	113	(22)	[32]
Life Sciences	212	194	(61)	[8]	141	77	(20)	[16]
Environmental Studies	185	209	(29)	[28]	87	73	(24)	[31]
Biomedical Engineering	62	74	(7)	[2]	30	51	(6)	[8]
Educational Informatics	24	25	(17)	[18]	15	25	(7)	[11]
Total	3,868	4,097	(922)	[544]	2,644	2,608	(652)	[540]

1. () indicates the number of female students included in counts. 2. [] indicates the number of international students included in counts.

Attached School

(as of May 1, 2015)

School	Student Quota	Number of Enrollees		Number of Students	
School of Dental Laboratory Technicians	20 x 2 years	15	(9)	34	(24)

() indicates the number of female students included in counts.

Academic Exchange Agreements with Foreign Institutions

University Level Agreements

Total of 197 institutions, 32 countries and regions (as of May 2015)

Australia	4	Austria	2	Belgium	1	Canada	2	China	34	Finland	3	France	21
Germany	15	India	2	Indonesia	5	Iran	1	Italy	6	Mongolia	2	Morocco	1
Netherlands	1	New Zealand	1	Poland	1	Russia	8	Singapore	1	South Africa	1	South Korea	21
Spain	2	Sweden	5	Switzerland	2	Taiwan	10	Thailand	8	Turkey	1	UK	6
Ukraine	1	USA	24	Venezuela	1	Vietnam	3	International Organization	1	Total	197		

Department Level Agreements

Total of 378 institutions, 47 countries and regions (as of May 2015)

Australia	4	Bangladesh	1	Belgium	3	Brazil	1	Canada	6	Chile	2	China	70
Cuba	1	Czech	5	Denmark	5	Egypt	2	Finland	5	France	20	Germany	26
Greece	1	Hungary	4	Iceland	1	India	3	Indonesia	11	Iran	1	Italy	19
Kuwait	1	Kyrgyz	1	Malaysia	1	Mexico	1	Mongolia	4	Netherlands	6	New Zealand	2
Philippine	5	Poland	8	Romania	1	Russia	15	Singapore	4	Slovenia	2	South Africa	1
South Korea	39	Spain	4	Sweden	3	Switzerland	1	Taiwan	28	Thailand	11	Turkey	1
UK	12	Ukraine	1	USA	29	Uzbekistan	1	Vietnam	5	Total	378		

Facilities Worldwide

(as of May 1, 2015)

Overseas Office		Established Date	
Tohoku University China Office		April 20, 2007	
Tohoku University Russia Office (Japanese Inter-University Russia Office)		September 11, 2010	
Tohoku University Russia Office Siberia Branch		September 11, 2010	
Liaison Offices			
Australia	1	China	1
Indonesia	1	Philippines	1
South Korea	2	Sweden	1
		France	1
		Russia	1
		USA	2
		Total	11

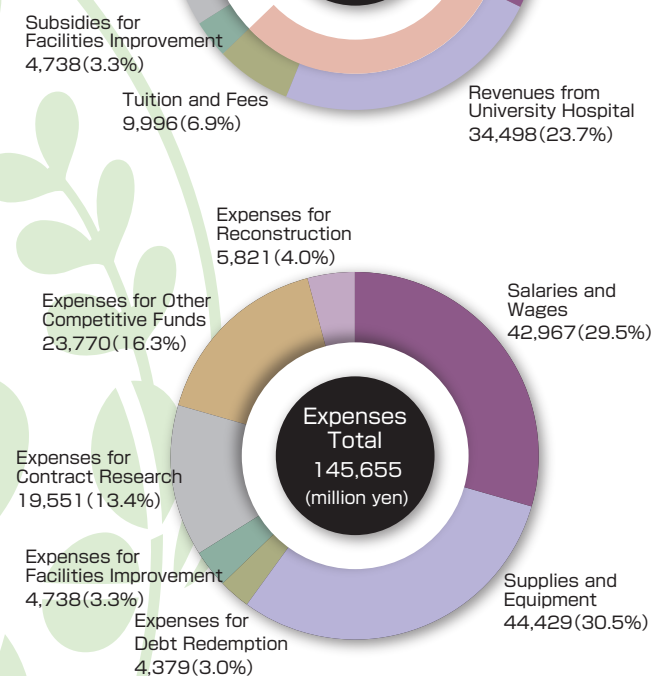
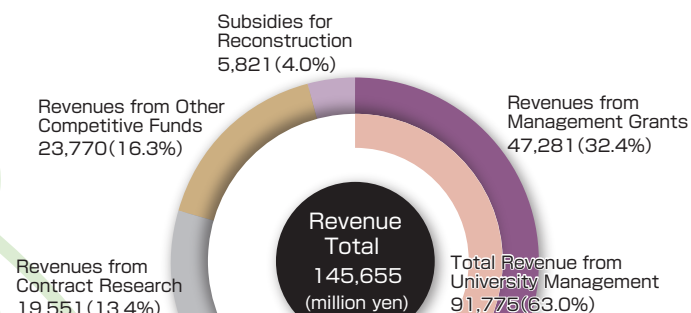
Number of International Students

(as of May 1, 2015)

China	870	Netherlands	4	Cyprus	1
South Korea	127	Singapore	4	Czech	1
Indonesia	99	Sri Lanka	4	Ecuador	1
Thailand	59	Algeria	3	Eritrea	1
Malaysia	46	Austria	3	Estonia	1
Taiwan	44	Canada	3	Fiji	1
France	36	Poland	3	Greece	1
USA	36	Australia	2	Honduras	1
Germany	32	Belgium	2	Jordan	1
Vietnam	31	Bolivia	2	Kyrgyz	1
Bangladesh	28	Bulgaria	2	Laos	1
Brazil	24	Cameroon	2	Latvia	1
India	20	Guatemala	2	Lebanon	1
Philippines	13	Hungary	2	Libya	1
Turkey	12	Lithuania	2	Mali	1
Russia	11	Morocco	2	Nicaragua	1
Italy	10	New Zealand	2	Oman	1
Mongolia	9	Nigeria	2	Panama	1
Pakistan	9	Turkmenistan	2	Republic of South Africa	1
Iran	8	Armenia	1	Slovakia	1
Sweden	8	Bosnia and Herzegovina	1	Solomon Islands	1
Finland	7	Botswana	1	Spain	1
Mexico	6	Brunei	1	Sudan	1
Nepal	6	Chile	1	Switzerland	1
Peru	6	Colombia	1	Syria	1
Venezuela	6	Democratic Republic of the Congo	1	Tunisia	1
Egypt	5	Costa Rica	1	Uganda	1
Ethiopia	4	Côte d'Ivoire	1	UK	1
Myanmar	4	Cuba	1	Uzbekistan	1
		Total	1,663		

Number of Undergraduate / Graduate Students, Research Students, Intensive Japanese Language Program Students and others

FY2014 Financial Summary



Institute for Disaster Reconstruction and Regeneration Research - Eight Projects

International Research Projects on Disaster Science	Project for the Reconstruction of Community Health Care
Project for Environmental Energy	ICT Reconstruction Project
Tohoku Marine Science Project	Radioactive Decontamination Project
Regional Industries Restoration Support Project	Industry-University Collaboration Development Project for Reconstruction