

KATAHIRA CAMPUS

Land: 237,563㎡ Buildings: 169,133㎡ (as of April 1, 2011)

1-1, Katahira, 2-chome, Aoba-ku, SENDAI 980-8577 Phone: +81-22-717-7800

Administrative Units Research Institutes



Extended Education & Research Building

Office of the President / General Affairs Division,
General Affairs Department 25
Legal Affairs Division, General Affairs Department /
Personnel Division, General Affairs Department /
Finance Department / Research Cooperation Department/
Office of Cooperative Research and Development 23
Audit Office / Office of Conflict of Interest Management 29
Public Relations Division, General Affairs Department 28
Facilities Department 33
Informatization Division, Information Department 27
International Exchange Division 30
Office for Environmental Security 39

Extended Education & Research Building 70
School of Public Policy, Law School, Administration Office 70
Research Center for Gender Equality and Multicultural Conviviality 70
Accounting School 39, 70
Regional Innovation Research Center,
Graduate School of Economics and Management 70

Graduate School of Life Sciences, Administration Office 35
Graduate School of Life Sciences Building 35
Life Sciences Project Research Laboratory 35
Environment Control Experiment Building 37

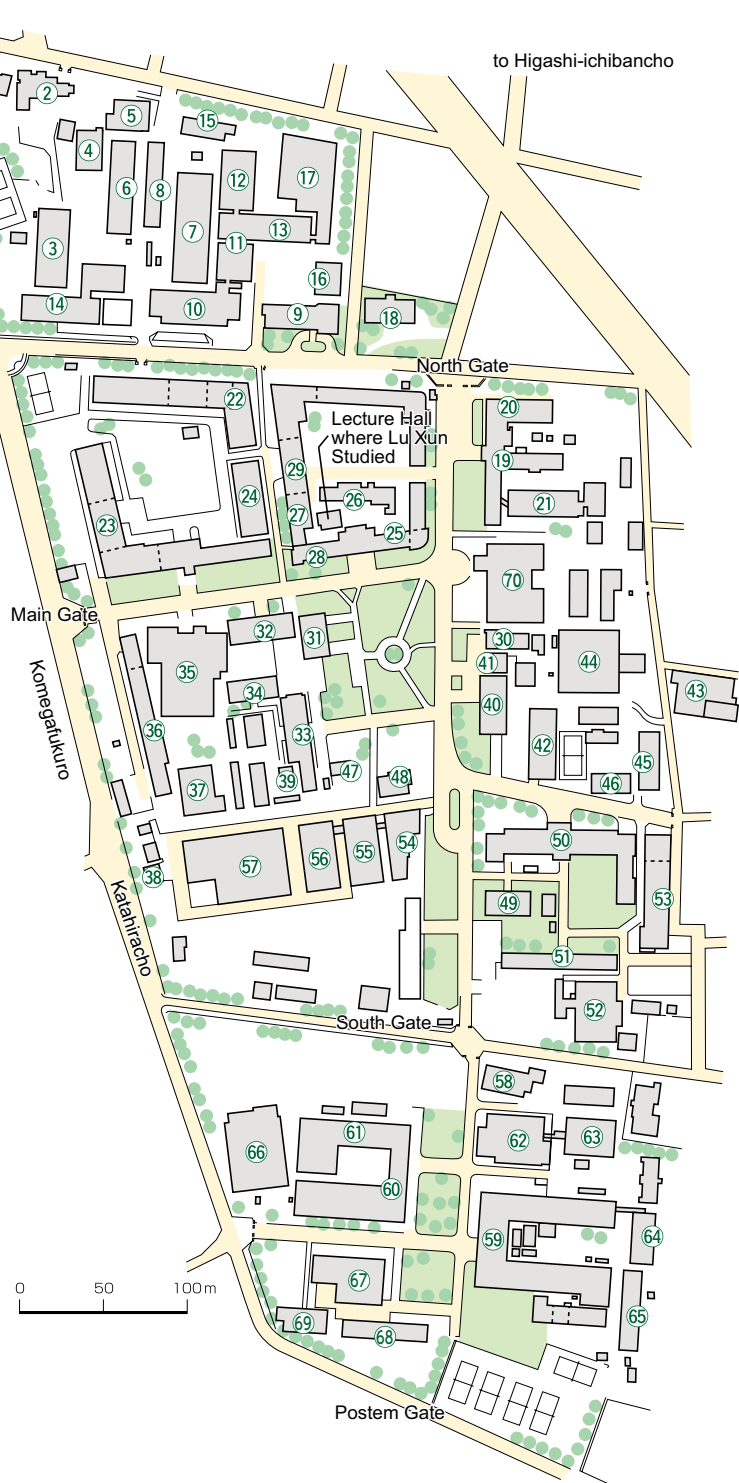
Graduate School of Biomedical Engineering, Laboratory 57

Institute for Materials Research, Administration Office 9
Advanced Research Center of Metallic Glasses 13
High Field Laboratory for Superconducting Materials 14
Honda Memorial Hall 9
Building No. 1, 2, 3, 4 10, 11, 12, 17
Building No. 10(The Open University of Japan) 1
Cooperative Research Project Laboratory 4
Super Computing Center 5
Laboratory of α -Ray Emitters 6
Technical Plant 7, 8
Multi-Use Laboratory 15
International Center of Educational Reserach 16

Institute of Fluid Science, Administration Office 40
Transdisciplinary Fluid Integration Research Center 40
Building No. 1, 2, 3 40, 42, 43
High Speed Flow Experiment Building 44
Interdisciplinary Shock Wave Research Laboratory 45
Environmental Fluid Facility Building 37
GCOE Building 41
Joint Laboratory Building 46

Research Institute of Electrical Communication, Administration Office 60
Laboratory for Brainware Systems 62, 63, 65
Laboratory for Nanoelectronics and Spintronics 57
Research Center for 21st Century Information Technology 68, 69
Building No. 1, 2 59, 60, 61
Fundamental Technology Center Evaluation Analysis Team 64

Institute of Multidisciplinary Research for Advanced Materials,
Administration Office 49
Advanced Materials Processing Building 50, 51, 52
Chemical Reaction Science Building 19, 21
Scientific Measurements Building 22, 23
Scientific Measurements Building, Technical Plant 24
Advanced Materials Processing Building, Technical Plant 53
Laboratories for Advanced Materials Research Building 55, 56



WPI Advanced Institute for Materials Research (WPI-AIMR),
Administration Office 15
WPI Laboratory Building 17
WPI Annex 20

University Archives 32
Technology Center for Research and Education Activities 55
Center for Low Temperature Science 3
High-Voltage Electron Microscope Laboratory 31
Archaeological Research Office on the Campus 33, 39
Center for Spintronics Integrated Systems (CSIS) 57

Campus Planning Office 33
Katahira Hall 2
Welfare Facilities (cafeteria) 18
Sakura Hall 54
Cultural Property Storage 47
Welfare Facilities (Bookstore) 48
Welfare Facilities (Student Hall) 58
Gymnasium 66

Campus Map

2 KAWAUCHI CAMPUS

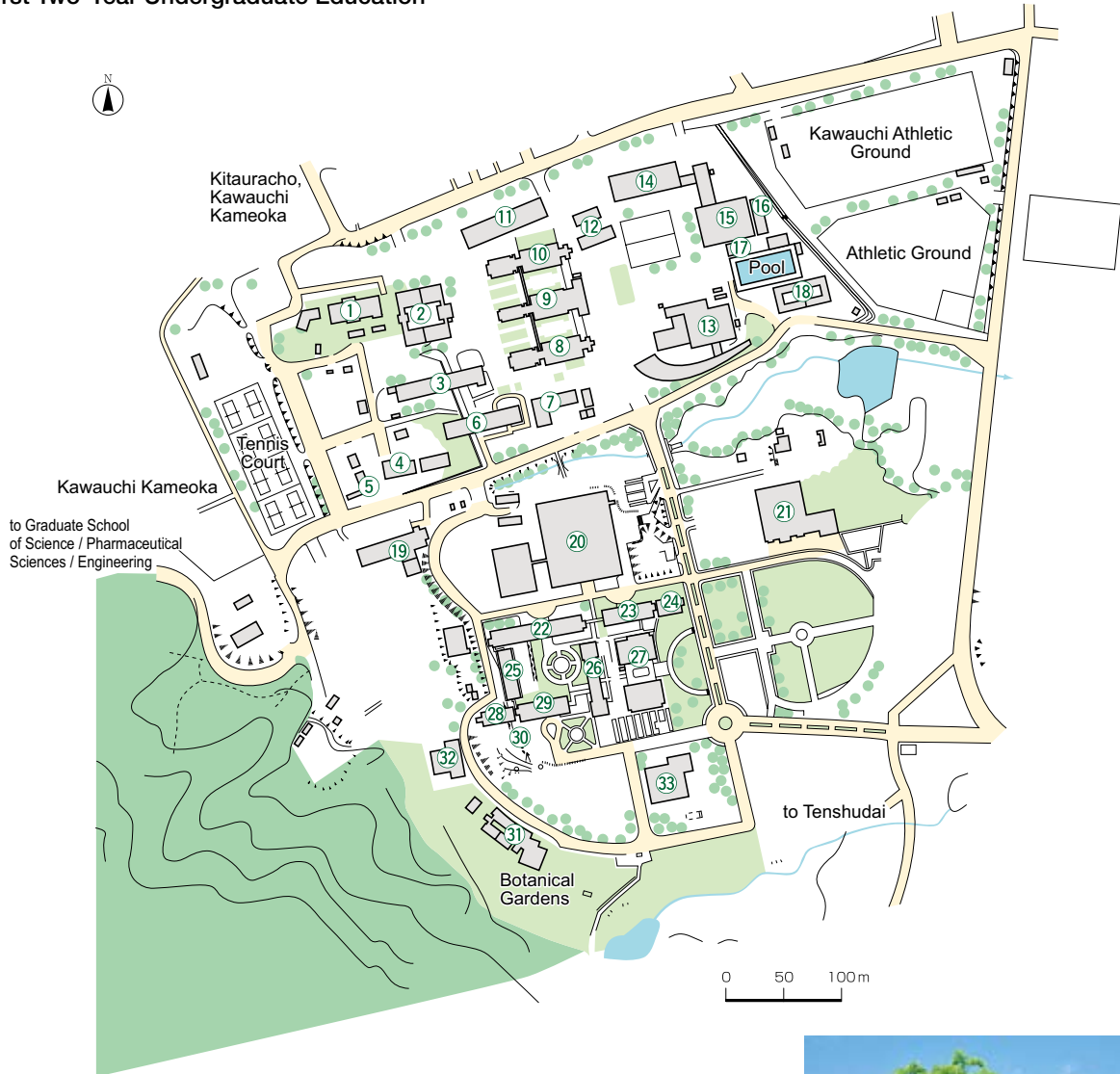
Land: 818,641m² Buildings: 128,991m² (as of April 1, 2011)

Kawauchi-Kita Campus: 41 Kawauchi, Aoba-ku, SENDAI 980-8576

Kawauchi-Minami Campus: 27-1 Kawauchi, Aoba-ku, SENDAI 980-8576

Phone: +81-22-717-7800

Humanities and Social Sciences
First Two-Year Undergraduate Education



Education and Student Support Department ⑦
Admission Division, Education and Student Support Department ⑱
Student Exchange Division, Education and student Support Department ①
University Library (Main Library) ⑳

Graduate School of Arts and Letters, Administration Office ㉒
Arts and Letters / Law Joint Building ㉔
Graduate School of Education, Administration Office ㉖
New Humanities Building ㉗
Graduate School of Law, Administration Office ㉘
Graduate School of Economics and Management, Administration Office ㉙
Seminar Rooms ㉚, ㉛
Graduate School of International Cultural Studies, Administration Office ⑥
Research Center for Language, Brain and Cognition ⑧
Graduate School of Educational Informatics, Education Division / Research Division, Administration Office ㉜

Center for Northeast Asian Studies ③
Center for Northeast Asian Studies Branch Office ⑱
Center for the Advancement of Higher Education ③
Health Administration Center / University Counseling Center / Counseling Room for Harassment ④
Admission Center ⑱

Center for Career Support ⑦
Botanical Gardens (Garden Hall) ㉑
Memorial Herbarium ㉓

Center for International Exchange ①
Institute of Liberal Arts and Sciences ⑦
Center for Information Technology in Education ⑪

Laboratories for Students ②
Kawakita Joint Building ③
Lecture Rooms A, B, and C ⑧, ⑨, ⑩
Multimedia Education and Research Complex ⑪
Circle Club Rooms ⑤, ⑫
Welfare Facilities (cafeteria) ⑬
Gymnasium ⑮
Kawauchi Hall ⑯
Facility for Extracurricular Activity (A) ⑰
Kawauchi Circle Club Building ⑲
Kawauchi Sub Arena ⑲
Tohoku University Centennial Hall (Kawauchi Hagi Hall) ㉑
Lecture Rooms ㉒
Lecture Hall ㉓
Humanities Building ㉔
Welfare Facilities (cafeteria) ㉕



Springtime in Kawauchi Campus



3 AOBAYAMA CAMPUS

Science and Engineering



Information Infrastructure Division, Information Department 25
 Graduate School of Information Science, Laboratories 27
 Graduate School of Information Sciences, Administration Office 28

International Advanced Research and Education Organization 24
 Cyclotron and Radioisotope Center 22
 New Industry Creation Hatchery Center (NICHe) 30
 Center for Interdisciplinary Research 24
 Cyberscience Center 25

Fluctuation Free Facility(FFF)for New Information Industry 29
 Gymnasium 26
 Cafeteria Keyaki Dining 31



Aobayama Campus



Cafeteria Keyaki Dining

● Land: 784,239㎡ ● Buildings: 297,547㎡ (as of April 1, 2011)

Graduate School / School of Engineering, Graduate School of Environmental Studies /
 Graduate school of Biomedical Engineering: 6-6, Aoba, Aramaki, Aoba-ku, SENDAI 980-8579
 Other than those above: 6-3, Aoba, Aramaki, Aoba-ku, SENDAI 980-8578
 Phone: +81-22-717-7800

Kita-Aobayama Library ⑰

Graduate School / Faculty of Science, Administration Office ⑫
 Research and Analytical Center for Giant Molecules ⑨
 Center for Atmospheric and Oceanic Studies ⑳
 Planetary Plasma and Atmospheric Research Center ㉑
 Research Center for Prediction of Earthquakes and Volcanic Eruptions ⑤①
 Research Center for Neutrino Science ⑱
 High Resolution NMR Systems ⑤④
 Mathematics ⑦
 Physics ②, ③, ④
 Chemistry ⑧
 Earth Sciences ①①
 Biology ⑩
 Physics and Natural Science ㉒
 Lecture Hall ⑤
 Kawai Hall ⑥
 Museum of Natural History ⑲

Graduate School of Pharmaceutical Sciences /
 Faculty of Pharmacy and Pharmaceutical Sciences, Administration Office ⑬
 Experimental Station for Medicinal Plant Studies, Administration Building ⑮
 Pharmaceutical Research Laboratories Building ⑭
 Graduate School of Life Sciences, Laboratories ⑧, ⑩, ㉓, ㉔

The Tohoku University Museum ⑲
 Center for Low Temperature Science ①

Cafeteria / Bookstore ⑯

Engineering Library ③⑨

Graduate School / School of Engineering, Administration Office(Center Hall) ④①
 Graduate School / School of Engineering, Administration Office(Administration Building) ③⑥
 Disaster Control Research Center ③⑤
 Fracture and Reliability Research Institute ③⑤
 Research Center of Supercritical Fluid Technology ③⑤
 Management Science and Technology, Office ③⑤
 Micro / Nano-Machining Research and Education Center ④⑦
 Mechanical Systems and Design / Nanomechanics /
 Aerospace Engineering / Bioengineering and Robotics, Administration Office ④④
 Electrical and Communication Engineering / Electronic Engineering / Applied Physics, Administration Office ③④
 Applied Chemistry / Chemical Engineering / Biomolecular Engineering, Administration Office ③②
 Metallurgy / Materials Science / Materials Processing, Administration Office ③⑥
 Civil and Environmental Engineering / Architecture and Building Science, Administration Office ③⑥
 Engineering Laboratory Complex Building ③⑤
 Innovation Plaza ③③
 Research Building No. 3 - Electrical Engineering and Applied Physics ②⑦
 Laboratories of Architecture and Building Science ②③
 Graduate School of Environmental Studies, Administration Office ④③
 Ecollab. ④⑤
 Graduate School of Biomedical Engineering, Administration Office ③⑥
 Laboratories ③④, ③⑤, ③⑥, ④⑦, ④②, ④③

Environment Conservation Research Institute ⑤①

Hatchery Square ③⑦
 Cafeteria Aoba Dining ④①
 Aoba Memorial Hall ④②
 Cafeteria Komorebi Café / Convenience Store ④③
 Automobile Museum ④④
 Cafeteria / Bookstore "BOOOK" ④②



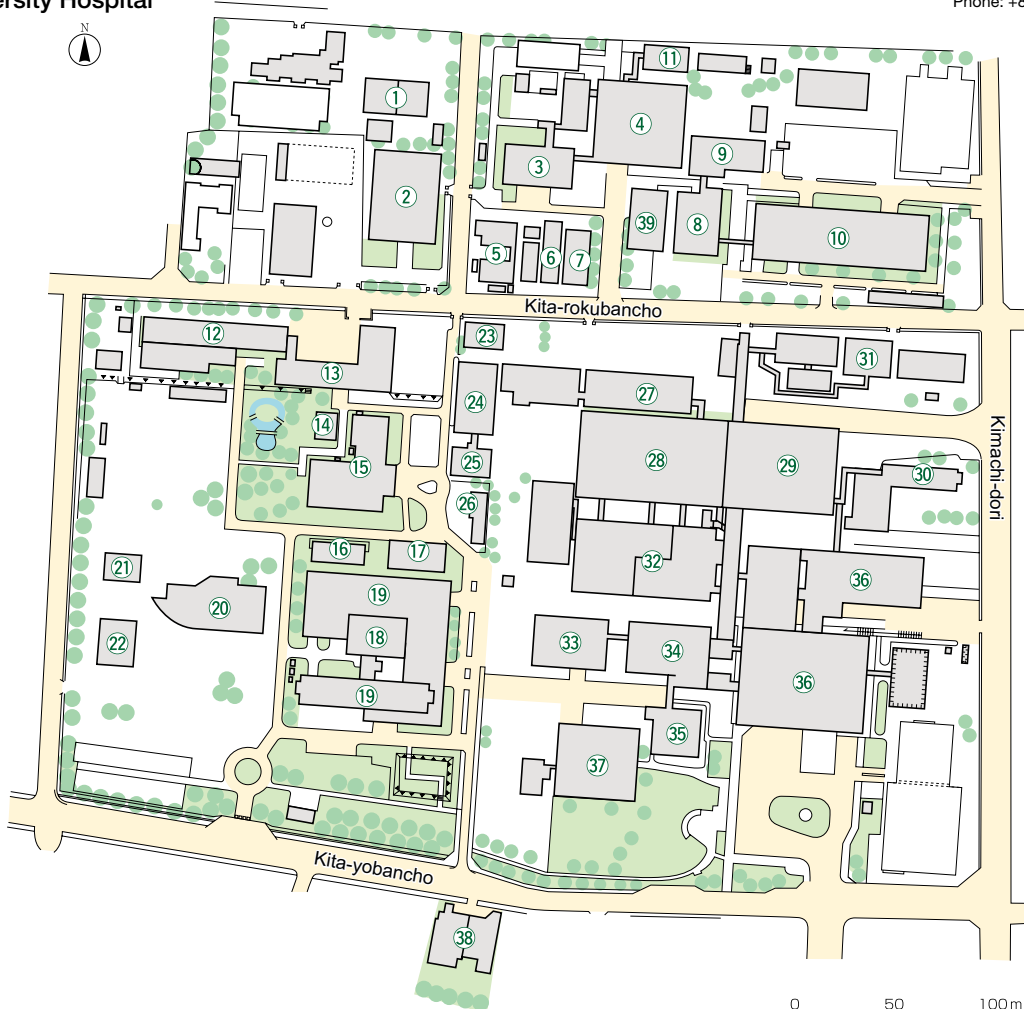
Ecollab.

4 SEIRYO CAMPUS

Land: 179,214m² Buildings: 274,973m² (as of April 1, 2011)

School of Medicine
School of Dentistry
University Hospital

University Hospital: 1-1, Seiryomachi, Aoba-ku, SENDAI 980-8574
School / Graduate School of Medicine: 2-1, Seiryomachi, Aoba-ku, SENDAI 980-8575
School / Graduate School of Dentistry: 4-1, Seiryomachi, Aoba-ku, SENDAI 980-8575
Institute of Development, Aging and Cancer: 4-1, Seiryomachi, Aoba-ku, SENDAI 980-8575
Phone: +81-22-717-7000



- Medical Library 37
- University Hospital, Administration Office (Administration Building) 31
- Clinics for Outpatients 36
- Operation & Medical Check Building 32
- Research Laboratory Complex (provisional name) 27
- West Ward 28
- East Ward 29
- South Ward 30
- Graduate School / School of Medicine 19
 - Building No. 0 16
 - Building No. 1 19
 - Building No. 2 33
 - Building No. 3 34
 - Building No. 4 17
 - Building No. 5 20
- Course of Health Sciences 12, 13
- Frontier Research Building 14
- Prion Research Building 23
- Institute of Animal Experimentation 24
- Lecture Rooms 18
- Lecture Rooms 35
- United Centers for Advanced Research and Translational Medicine (ART) 20
- Autopsy imaging Center 12
- Environment and Genome Research Center 19
- Graduate School / School of Dentistry, Administration Office 8
 - Basic Dental Science Building 8
 - Education and Training Building 9
 - Clinical Dental Science Building 10
- Graduate School of Life Science, Laboratory 3
 - 3, 17, 19, 20, 21, 33, 34
- Graduate School of Biomedical Engineering, Laboratory
 - 3, 17, 19, 20, 21, 33, 34
 - Training Center 21
- Institute of Development, Aging and Cancer, Administration Office 4
 - Research Building 3
 - Seiryomachi Total Research Project Building 4
 - Smart Ageing International Research Center (SAIRC) 39
 - Brain Imaging Research Building 6
 - Brain Dynamics Research Building 7
 - Tumor Animal Experiment Building 5
 - Advanced Frontiers Research Building 11
- Center for Gene Research 4
 - Innovation of New Biomedical Engineering Center 27, 28
- RI Seiryomachi Subcenter 25
- Student Recreational Building 1
- Gymnasium 2
- Welfare Facilities (Seiryomachi Hall) 15
- Gonryo Hall 38
- Center for Laboratory Animal Research 26
- Clinical Pharmaceutical Science Research and Education Building 22



School of Medicine Buildings

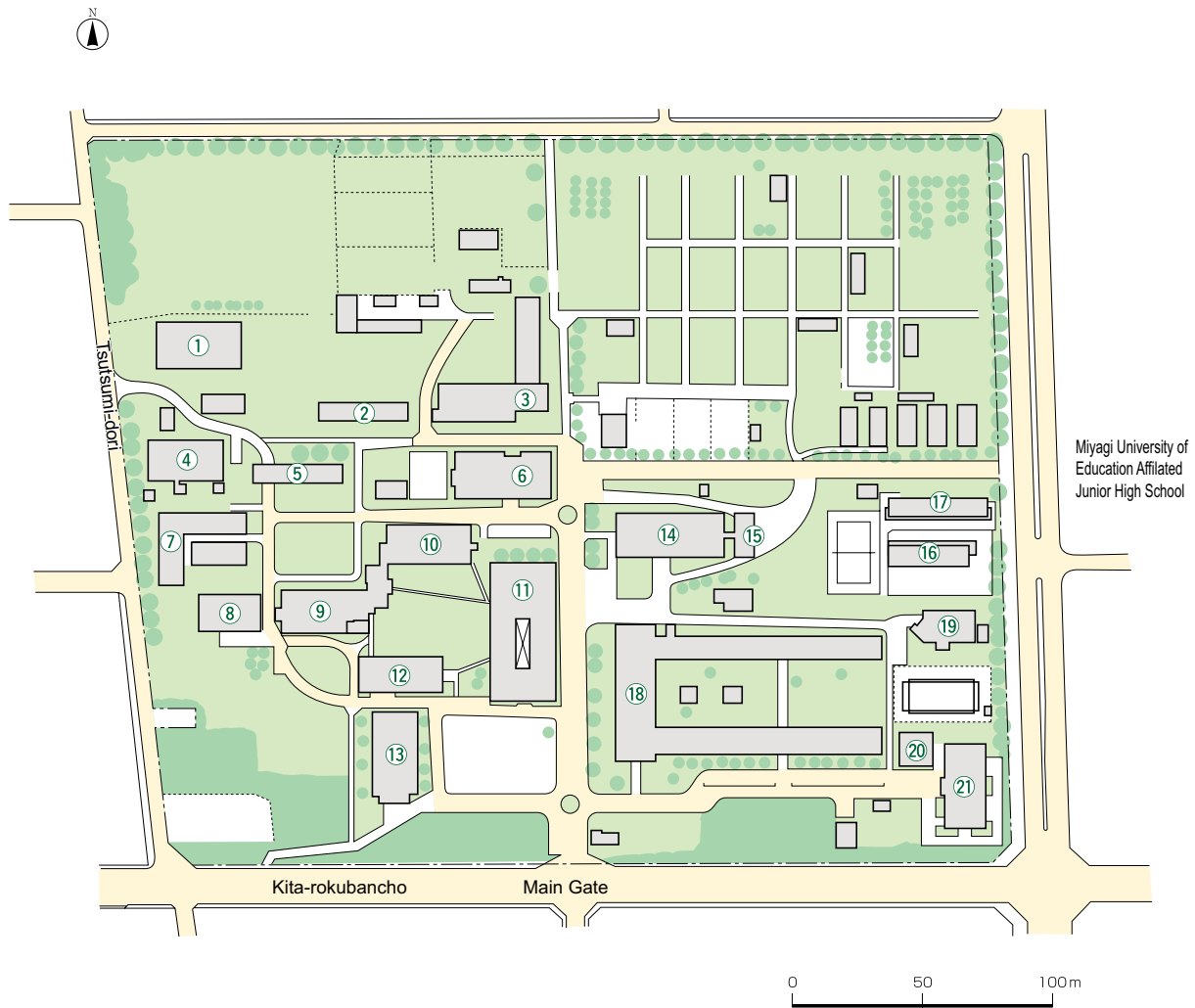
Campus Map

5 AMAMIYA CAMPUS

Land: 92,746㎡ Buildings: 31,297㎡ (as of April 1, 2011)

1-1, Amamiya-machi, Tsutsumidori, Aoba-ku, SENDAI 981-8555 Phone: +81-22-717-8603

Graduate School of Agricultural Science / Faculty of Agriculture



Agricultural Library ⑥

Graduate School of Agricultural Science,
Administration Office (Administration Building) ⑫
Research House named "Honkan" ⑱

- Research House named "Daiichi-kenkyutou" ⑨
- Research House named "Daini-kenkyutou" ⑩
- Research House named "Kenkyu Jikkentou 1" ⑰
- Research House named "Kenkyu Jikkentou 2" ⑰
- Research House named "Kenkyu Jikkentou 3" ⑤
- Research House named "Kenkyu Jikkentou 4" ②
- Research House named "Kenkyu Jikkentou 5" ⑳
- Building for Animal Breeding and Experiments ③
- Food Processing Laboratory ④
- Laboratory and Breeding House of Aquatic Life ⑦
- Laboratory of Plant Environmental Responses ㉑

- Lecture House ⑪
- Lecture Hall ①
- Radioisotope Laboratory ⑰
- Power Center ⑧
- Old Gymnasium ⑬
- Welfare Facilities ⑭
- Student Lounge ⑮



Amamiya Campus Main Gate