

KATAHIRA CAMPUS

Land: 237,563㎡ Buildings: 162,531㎡ (as of April 1, 2009)

1-1, Katahira, 2-chome, Aoba-ku, SENDAI 980-8577 Phone: +81-22-717-7800

Administrative Units Research Institutes



Katahira Sakura Hall

Office of the President/ General Affairs Division,
General Affairs Department 25
Legal Affairs Division, General Affairs Department /
Personnel Division, General Affairs Department /
Finance Department / Research Cooperation Department /
Office of Cooperative Research and Development 23
Audit Office / Office for Conflict of Interest Management 29
Public Relations Division, Public Relations Department 26
Facilities Department / Office for Environmental Security 33
Informationization Division, Information Department 27
International Exchange Division, International Affairs Department 30

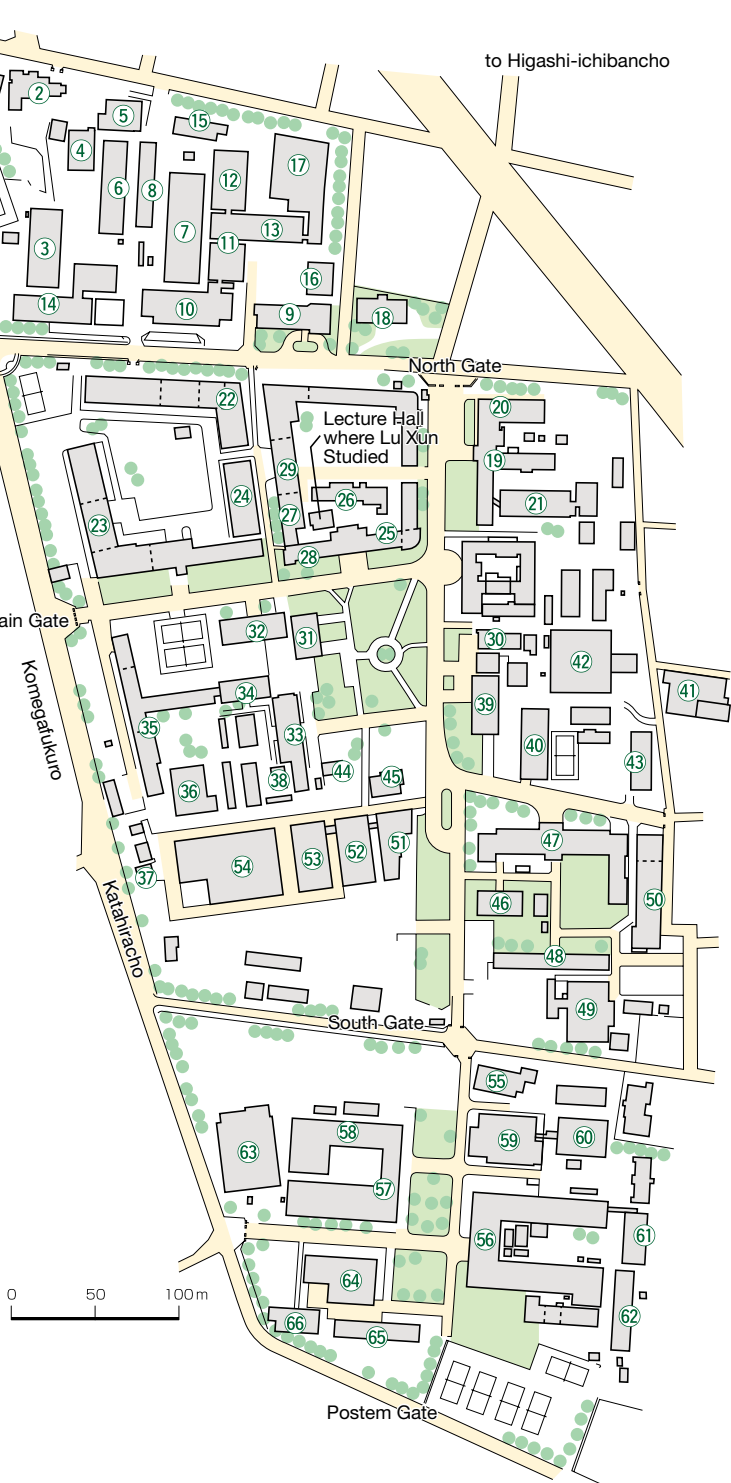
Graduate School of Life Sciences, Administration Office 20
Graduate School of Life Sciences Building 35, 36
Environment Control Experiment Building 36
Graduate School of Biomedical Engineering, Laboratory 54

School of Public Policy, Law School, Administration Office 28
Katahira No. 2 Building (Legal Business Training Building) 34
Katahira No. 3 Building 33
Katahira No. 4 Building 38
Katahira No. 5 Building 26
Research Center for Gender Equality and Multicultural Convivality 25
Katahira No. 4 Lecture Room 32

Institute for Materials Research, Administration Office 9
Advanced Research Center of Metallic Glasses 13
High Field Laboratory for Superconducting Materials 14
Honda Memorial Hall 9
Building No. 1, 2, 3, 4 10, 11, 12, 17
Building No. 10 (The Open University of Japan) 1
Project on Metallic Glasses 4
Super Computing Center 5
Laboratory of α -Ray Emitters 6
Technical Plant 7, 8
Common Laboratories 15
COE Center 16

Institute of Fluid Science, Administration Office 39
Transdisciplinary Fluid Integration Research Center 39
Building No. 1, 2, 3 39, 40, 41
High Speed Flow Experiment Building 42
Interdisciplinary Shock Wave Research Laboratory 43
Environmental Fluid Facility Building 64

Research Institute of Electrical Communication,
Administration Office 57
Laboratory for Brainware Systems 59, 60, 62
Laboratory for Nanoelectronics and Spintronics 54
Research Center for 21st Century Information Technology 65, 66
Building No. 1, 2 55, 57, 58
Fundamental Technology Center Evaluation Analysis Team 61
Institute of Multidisciplinary Research for Advanced Materials,
Administration Office 46
Advanced Materials Processing Building 47, 48, 49
Chemical Reaction Science Building 19, 21
Scientific Measurements Building 22, 23
Scientific Measurements Building, Technical Plant 24
Advanced Materials Processing Building, Technical Plant 51
Laboratories for Advanced Materials Research Building 52, 53



- University Archives 32
- Center for Low Temperature Science 3
- High-Voltage Electron Microscope Laboratory 31
- Archaeological Research Office on the Campus 57
- Global Operations Center 30
- Campus Planning Office 33
- WPI Advanced Institute for Materials Research (WPI-AIMR),
Administration Office 15
- WPI Laboratory Building 17
- WPI Annex 20
- Katahira Hall 2
- Welfare Facilities (cafeteria) 18
- Sakura Hall 51
- Cultural Property Storage 44
- Welfare Facilities (bookstore) 45
- Welfare Facilities (student hall) 55
- Gymnasium 63

Campus Map

2 KAWAUCHI CAMPUS

Land: 816,887m² Buildings: 122,141m² (as of April 1, 2009)

Kawauchi-Kita Campus: 41 Kawauchi, Aoba-ku, SENDAI 980-8576

Kawauchi-Minami Campus: 27-1 Kawauchi, Aoba-ku, SENDAI 980-8576

Phone: +81-22-717-7800

Humanities and Social Sciences
First Two-Year Undergraduate Education



- Education and Student Support Department ⑦
- Admission Division, Education and Student Support Department ⑱
- Student Exchange Division, International Affairs Department ①
- University Library (Main Library) ⑳
- Graduate School of Arts and Letters, Administration Office ㉒
- Arts and Letters/Law Joint Building ㉔
- Graduate School of Education, Administration Office ㉕
- New Humanities Building ㉖
- Graduate School of Law, Administration Office ㉚
- Graduate School of Economics and Management, Administration Office ㉛
- Accounting School ㉞
- Seminar Rooms ㉟, ㊱
- Graduate School of International Cultural Studies, Administration Office ⑥
- Research Center for Language, Brain and Cognition ③
- Graduate School of Educational Informatics, Education Division / Research Division, Administration Office ㉙
- Center for Northeast Asian Studies ③
- Center for Northeast Asian Studies Branch Office ⑱
- Center for the Advancement of Higher Education ③
- Health Administration Center / University Counseling Center / Counseling Room for Harassment ④
- Admission Center ⑱

- Center for Career Support ⑦
- Botanical Gardens (Garden Hall) ㉑
- Memorial Herbarium ㉚

- Center for International Exchange ①
- Institute of Liberal Arts and Sciences ⑦
- Center for Information Technology in Education ⑪
- Laboratories for Students ②
- Kawakita Joint Building ③
- Lecture Rooms A, B, and C ⑧, ⑨, ⑩
- Multimedia Education and Research Complex ⑪
- Circle Club Rooms ⑤, ⑫
- Welfare Facilities (cafeteria) ⑬
- Gymnasium ⑮
- Kawauchi Hall ⑯
- Facility for Extracurricular Activity (A) ⑰
- Kawauchi Circle Club Building ⑲
- Kawauchi Sub Arena ⑭
- Tohoku University Centennial Hall (Kawauchi Hagi Hall) ㉒
- Lecture Rooms ㉔
- Lecture Hall ㉗
- Humanities Building ㉘
- Welfare Facilities (cafeteria) ㉛



Springtime in Kawauchi Campus



3 AOBAYAMA CAMPUS

Science and Engineering



- Information Infrastructure Division, Information Department 25
- Graduate School of Information Sciences, Administration Office 28
- International Advanced Research and Education Organization 24
- Cyclotron and Radioisotope Center 22
- New Industry Creation Hatchery Center (NICHe) 30
- Center for Interdisciplinary Research 24
- Cyberscience Center 25

- Fluctuation Free Facility (FFF) for New Information Industry 29
- Gymnasium 26
- Cafeteria Keyaki Dining 31



Zelkova transplanted from Aoba Street to Aobayama New Campus

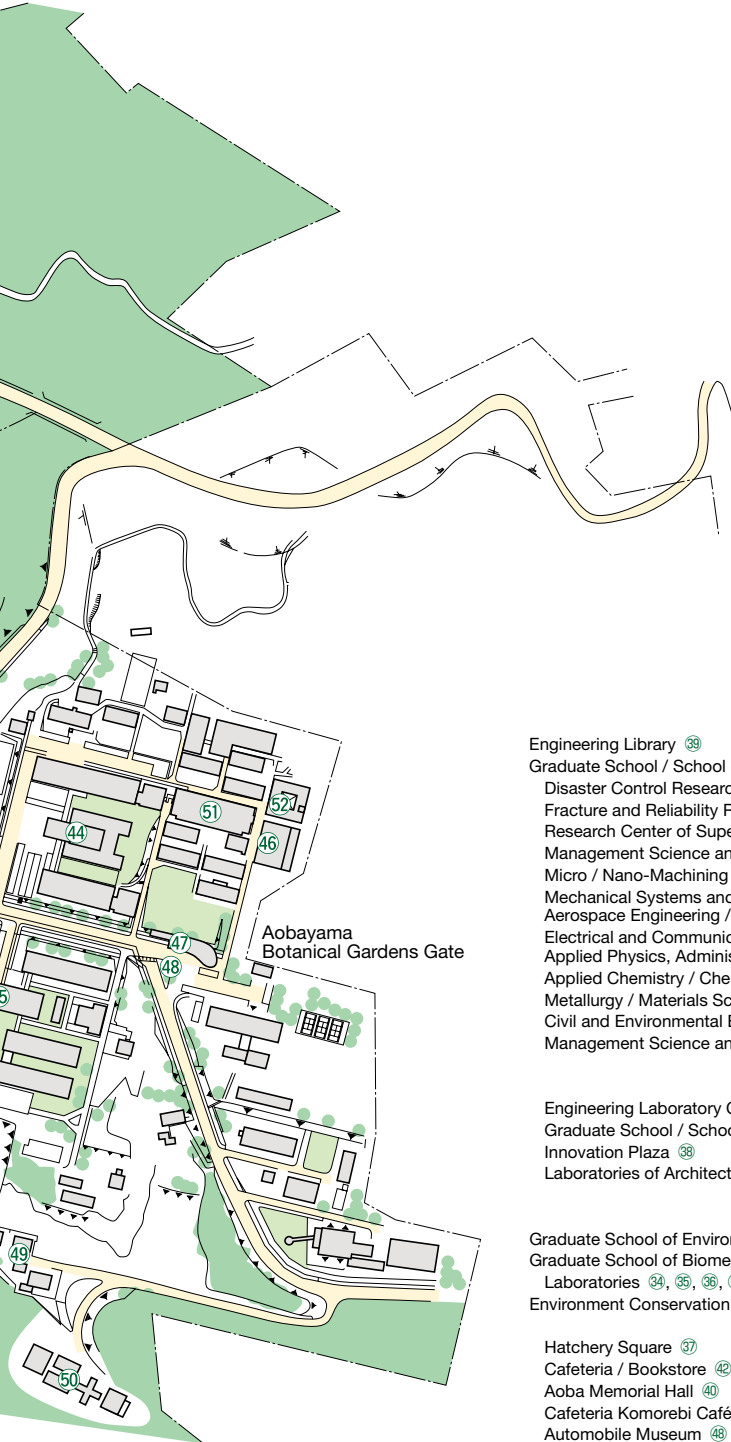


Automobile Museum

● Land: 785,049㎡ ● Buildings: 292,772㎡ (as of April 1, 2009)

Graduate School / School of Engineering, Graduate School of Environmental Studies /
 Graduate school of Biomedical Engineering: 6-6, Aoba, Aramaki, Aoba-ku, SENDAI 980-8579
 Other than those above: 6-3, Aoba, Aramaki, Aoba-ku, SENDAI 980-8578

Phone: +81-22-717-7800



Kita-Aobayama Library 17

Graduate School / Faculty of Science, Administration Office 12

- Research and Analytical Center for Giant Molecules 9
- Center for Atmospheric and Oceanic Studies 21
- Planetary Plasma and Atmospheric Research Center 21
- Research Center for Prediction of Earthquakes and Volcanic Eruptions 50
- Research Center for Neutrino Science 18
- Mathematics 7
- Physics 2, 3, 4
- Chemistry 8
- Earth Sciences 11
- Biology 10
- Physics and Natural Science 20
- Lecture Hall 5
- Kawai Hall 6
- Museum of Natural History 19

- Graduate School of Pharmaceutical Sciences /
 Faculty of Pharmacy and Pharmaceutical Sciences, Administration Office 13
- Experimental Station for Medicinal Plant Studies, Administration Building 15
- Pharmaceutical Research Laboratories Building 14

Graduate School of Life Sciences, Laboratories 8, 10, 20

- The Tohoku University Museum 19
- Center for Low Temperature Science 1

Cafeteria / Bookstore 16

Engineering Library 39

Graduate School / School of Engineering, Administration Office (Administration Building) 36

- Disaster Control Research Center 35
- Fracture and Reliability Research Institute 35
- Research Center of Supercritical Fluid Technology 35
- Management Science and Technology, Office 35
- Micro / Nano-Machining Research and Education Center 46
- Mechanical Systems and Design / Nanomechanics /
 Aerospace Engineering / Bioengineering and Robotics, Administration Office 44
- Electrical and Communication Engineering / Electronic Engineering /
 Applied Physics, Administration Office 34
- Applied Chemistry / Chemical Engineering / Biomolecular Engineering, Administration Office 32
- Metallurgy / Materials Science / Materials Processing, Administration Office 45
- Civil and Environmental Engineering / Architecture and Building Science, Administration Office 33
- Management Science and Technology, Office 35

- Engineering Laboratory Complex Building 35
- Graduate School / School of Engineering (Lecture Hall) 41
- Innovation Plaza 38
- Laboratories of Architecture and Building Science 23

- Graduate School of Environmental Studies, Administration Office 43
- Graduate School of Biomedical Engineering, Administration Office 35
- Laboratories 34, 35, 36, 51, 52
- Environment Conservation Research Institute 48

- Hatchery Square 37
- Cafeteria / Bookstore 42
- Aoba Memorial Hall 40
- Cafeteria Komorebi Café / Convenience Store 47
- Automobile Museum 43

4 SEIRYO CAMPUS

School of Medicine
School of Dentistry
University Hospital

Land: 179,214m² Buildings: 259,461m² (as of April 1, 2009)

University Hospital: 1-1, Seiryomachi, Aoba-ku, SENDAI 980-8574
Dental Center: 4-1, Seiryomachi, Aoba-ku, SENDAI 980-8575
School / Graduate School of Medicine: 2-1, Seiryomachi, Aoba-ku, SENDAI 980-8575
School / Graduate School of Dentistry: 4-1, Seiryomachi, Aoba-ku, SENDAI 980-8575
Phone: +81-22-717-7000



- Medical Library 35
- University Hospital, Administration Office (Administration Building) 24
- Clinics for Outpatients 33
- Operation & Medical Check Building 29
- Research Laboratory Complex (provisional name) 25
- West Ward 26
- East Ward 27
- South Ward 28
- Graduate School / School of Medicine 19
 - Building No. 0 16
 - Building No. 1 19
 - Building No. 2 30
 - Building No. 3 31
 - Building No. 4 17
 - Building No. 5 20
- Course of Health Sciences 12, 13
- Frontier Research Building 14
- Biomedical Research Building 21
- Prion Research Building 22
- Institute of Animal Experimentation 23
- Lecture Rooms 18
- Lecture Rooms 22
- Graduate School / School of Dentistry, Administration Office 8
- Dental Center 10
- Laboratories 8
- Lecture Rooms 9
- Graduate School of Life Science, Laboratory 3, 4
- Graduate School of Biomedical Engineering, Laboratory 3, 17, 19, 21, 30, 31
- Institute of Development, Aging and Cancer, Administration Office 4
- Research Building 3
- Seiryu Total Research Project Building 4
- Brain Imaging Research Building 6
- Brain Dynamics Research Building 7
- Tumor Animal Experiment Building 5
- Advanced Frontiers Research Building 11
- Innovation of New Biomedical Engineering Center 25, 26, 27
- Center for Laboratory Animal Research 37
- Center for Gene Research 3
- RI Seiryu Subcenter 24
- Student Recreational Building 1
- Gymnasium 2
- Welfare Facilities (Seiryu Hall) 15
- Gonryo Hall 36



School of Medicine Buildings

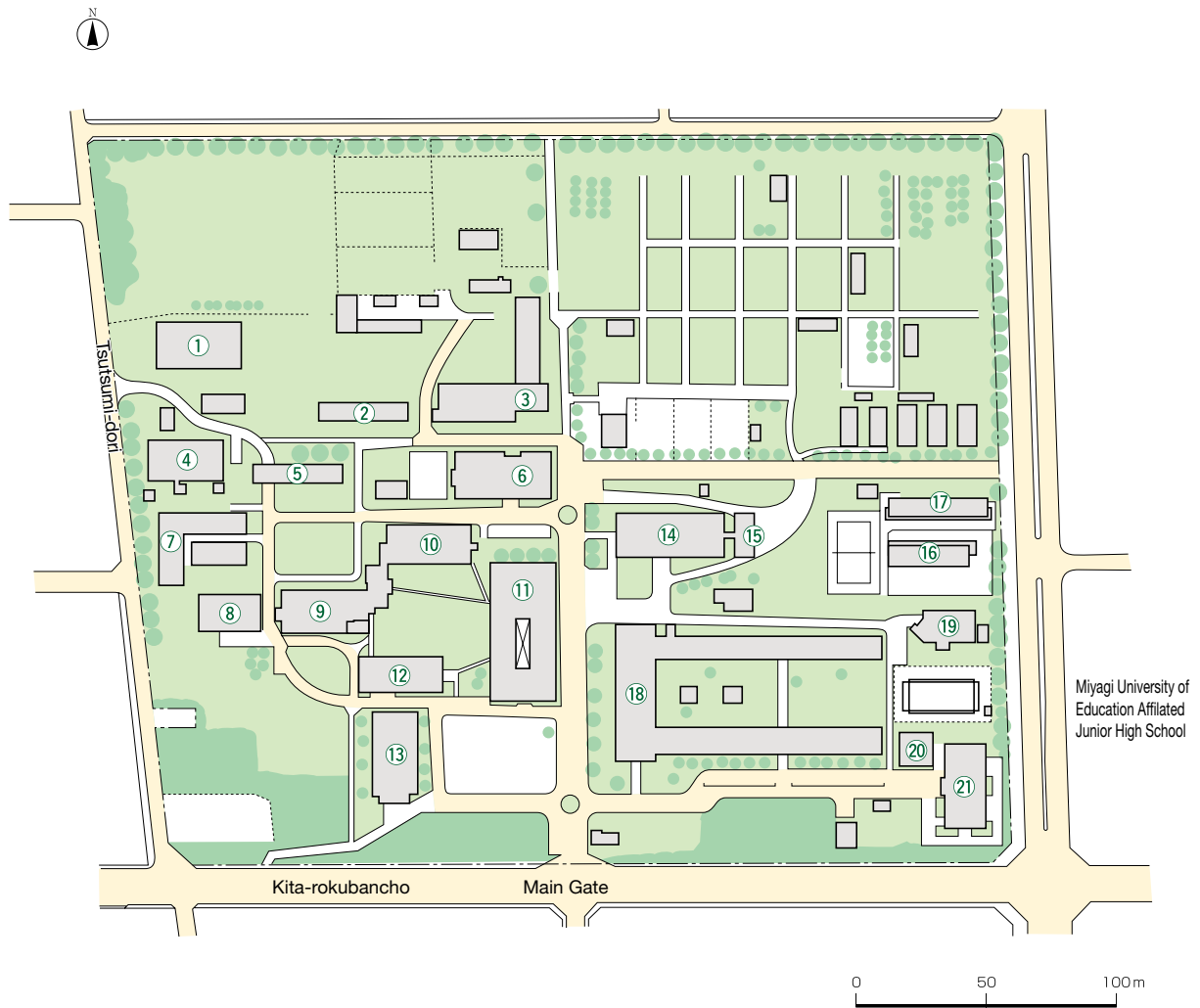
Campus Map

5 AMAMIYA CAMPUS

●Land:92,746㎡ ●Buildings:31,297㎡(as of April 1, 2009)

1-1, Amamiya-machi, Tsutsumidori, Aoba-ku, SENDAI 981-8555 Phone: +81-22-717-8603

Graduate School of Agricultural Science / Faculty of Agriculture



- Agricultural Library ⑥
- Graduate School of Agricultural Science, Administration Office (Administration Building) ⑫
- Research House named "Honkan" ⑱
- Research House named "Daiichi-kenkyutou" ⑨
- Research House named "Daini-kenkyutou" ⑩
- Research House named "Kenkyu Jikkentou 1" ⑮
- Research House named "Kenkyu Jikkentou 2" ⑰
- Research House named "Kenkyu Jikkentou 3" ⑤
- Research House named "Kenkyu Jikkentou 4" ②
- Building for Animal Breeding and Experiments ③
- Food Processing Laboratory ④
- Laboratory and Breeding House of Aquatic Life ⑦
- Laboratory of Plant Environmental Responses ⑳
- Graduate School of Life Science, Laboratory ⑤, ⑩, ⑱
- Center for Advanced Genome Research, Institute of Development, Aging and Cancer ㉑

- Lecture House ⑪
- Lecture Hall ①
- Radioisotope Laboratory ⑲
- Power Center ⑧
- Old Gymnasium ⑬
- Welfare Facilities ⑭
- Student Lounge ⑮



Amamiya Campus Main Gate